


SM Series (size 17)

Hybrid Stepper Motors

PERFORMANCE DATA (3.6°, 1.8°, 0.9° step angles)

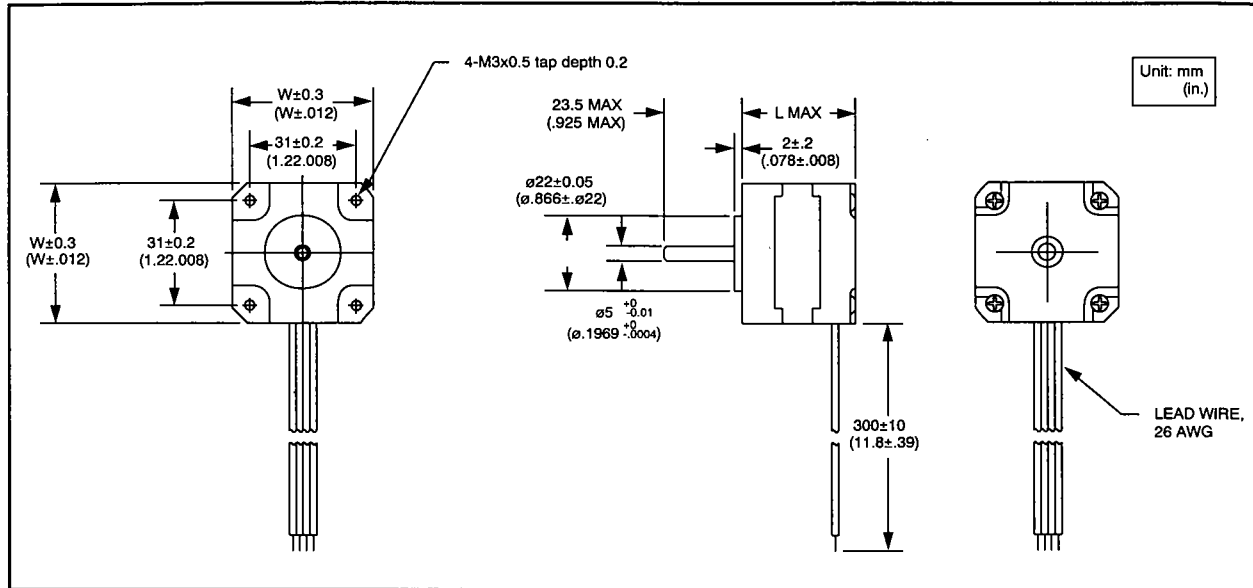
The SM39 and SM42 are Size 17 hybrid stepper motors with 0.9°, 1.8° or 3.6° step angles. Stack length and winding variations are offered to match the performance of the motor with the specific requirements of the application. Both bipolar and unipolar windings are standard. Mechanical variations including mounting for encoder feedback are routinely offered.



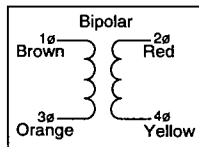
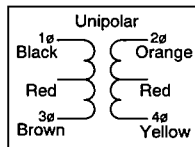
SPECIFICATIONS	LENGTH in	WIDTH in	STEP ANGLE (°)	VOLTAGE	PHASE CURRENT (A)		NUMBER OF LEADS	PHASE RESISTANCE [OHMS] ± 7%	PHASE INDUCTANCE [mH] (± 20%)	HOLDING TORQUE oz-in	PULLOUT TORQUE oz-in @ PPS	ROTOR INERTIA oz-in ²	WEIGHT oz
					Unipolar	Bipolar							
SM39X1-U62	.787	1.53	0.9	12	0.15		6	40	5	4.86	2.22 @ 333	0.07	4.5
SM39Y1-B420	.944	1.53	0.9	6		0.3	4	20	5	6.11	1.50 @ 9000	0.07	4.9
SM39Y2-U61	.944	1.53	1.8	6	0.40		6	7.5	4.5	16.6	9.72 @ 333	0.07	4.9
SM39Y2-U62	.944	1.53	1.8	12	0.16		6	37.5	20	16.6	9.72 @ 333	0.07	4.9
SM39Z2-U61	1.33	1.53	1.8	6	0.40		6	6.25	5.5	16.6	9.02 @ 333	.092	6.2
SM39Z2-U619	1.33	1.53	1.8	12	0.16		6	75	58	6.94	2.77 @ 333	.092	6.2
SM39Z2-U62	1.33	1.53	1.8	12	0.16		6	37.5	32	16.6	9.02 @ 333	.092	6.1
SM39Z4-B423	1.33	1.53	3.6	12		0.08	4	150	280	7.63	1.80 @ 250	.092	6.1
SM39Z4-U61	1.33	1.53	3.6	6	0.45		6	6.6	5.7	13.8	9.02 @ 333	.092	6.1
SM39Z4-U62	1.33	1.53	3.6	12	1.20		6	5	52	13.8	9.02 @ 333	.092	6.1
SM39Z4-U622	1.33	1.53	3.6	12	0.16		6	75	58	8.05	2.77 @ 200	.092	6.0
SM39W2-U61	1.53	1.53	1.8	6	0.40		6	7.5	5.8	23.6	11.8 @ 333	1.36	7.6
SM39W2-U62	1.53	1.53	1.8	12	0.16		6	37.5	24	23.6	11.8 @ 333	1.36	7.6
SM39V2-U61	1.85	1.53	1.8	6	0.40		6	7.5	9	29.1	16.6 @ 333	1.91	9.5
SM39V2-U62	1.85	1.53	1.8	12	0.16		6	37.5	28	29.1	16.6 @ 333	1.91	9.5
SM42Z2-B421	1.33	1.65	1.8	12		0.16	4	37.5	58	6.94	3.47 @ 200	0.92	6.7
SM42Z2-U61	1.33	1.65	1.8	6	0.40		6	7.5	6	16.3	9.02 @ 333	.092	6.8
SM42Z2-U62	1.33	1.65	1.8	12	0.16		6	37.5	33	15.9	9.02 @ 333	.092	6.8
SM42Z4-B410	1.33	1.65	3.6	24		0.24	4	37.5	43	9.72	3.47 @ 200	.092	6.8
SM42Z4-U61	1.33	1.65	3.6	6.0	0.40		6	7.5	6	15.2	9.72 @ 333	.092	6.8
SM42Z4-U62	1.33	1.65	3.6	12	0.16		6	37.5	33	15.2	9.72 @ 333	.092	6.8
SM42Z4-U620	1.33	1.65	3.6	12	0.16		6	75	43	6.94	3.47 @ 200	.092	6.6

B Stepper/Sync.
Motion

DIMENSIONS



SM Series Wiring Diagram



W	L MAX			
39 [1.53]	24 [.945]	34 [1.33]	39 [1.53]	47 [1.85]
42 [1.65]	—	34 [1.33]	—	—

ORDERING INFORMATION

